



indoor | outdoor
temporary power
systems for
temporary power
solutions



indoor
temporary power
systems
for
temporary power
solutions

CUSTOMIZABLE

All products are assembled in our plant in Los Angeles, California.
Each panel is built to your company's specifications.

We offer indoor panels that can either have a power supply cord or a panel mount inlet. Voltage ranges 120/240 Volt 120/208 three phase 277/480 Volt (30 circuit only)



12 Circuit Panel
125 Amp



18 Circuit Panel
150 Amp



30 Circuit Panel
200 Amp




42 Circuit Panel
225 Amp

outdoor
temporary power
systems
for
temporary power
solutions

CUSTOMIZABLE

All products are assembled in our plant in Los Angeles, California.
Each panel is built to your company's specifications.

We also offer outdoor panels at 120/240 Volt, 120/208 Volt and 277/480 Volt
(60 Amp max breaker)



**9 Circuit Panel
100 Amp**



**18 Circuit Panel
200 Amp**

indoor
 outdoor
 temporary power
 systems for
 temporary power
 solutions

CUSTOMIZABLE TRANSFORMERS

All products are assembled in our plant in Los Angeles, California. Each panel is built to your company's specifications.

All transformers have fork lift pockets and can be used as needed. It's designed with a small footprint to fit through any 36" doorway. Our transformers have never flat casters with 2 swivel wheels and 2 locking wheels. They all come installed with main breakers and individual circuit protection.



outdoor



15KVA

indoor



45KVA



75KVA



150KVA

indoor
extension cord
for
temporary power
solutions

flat wire **EXTENSION CORDS**

Introducing the 5-Wire Festoon

The only flat 5-wire cable that is currently UL listed for convention center usage.



We carry 1000 foot
reels available in:

12/5

10/5

6/5

4/5



We also offer **Molded Extension Cords** with L21-30 & L21-20 plugs and connectors. 15', 30', 60' and 90' in 12/5 with L21-20 connectors are standard stocking items. The L21-30 on 10/5 is custom built and available upon request.



On the larger size cables 6/5 and 4/5, we can offer these as completed assemblies, with your choice of Woodhead Y5-60 (our J5-60), 560P9W, mini cams or full-size cams.

On the 4/5 Festoon, we can offer the Veam Style J5100 series, 5100P9W, or full-size cams.

indoor
extension cord
for
temporary power
solutions

BOOTH STRINGERS

Standard 30 foot 3-Box Booth Stringer



Our Standard Booth Stringer is designed to efficiently distribute 20A-125 Volt (NEMA 5-20R) outlets along the backwall of standard 10' by 10' exhibition booths. This stringer provides power for up to a maximum of six back-to-back tradeshow booths.

Our Stringers are spaced every ten feet between boxes along the cord

Available Cable Configurations:

- Our 30' 12/5 Flat Festoon Cable has a low profile that minimizes trip hazards and makes it ideal for use under walls and returns
- Our standard 30' 12/5 STW Extra Hard Usage Round Cable resists cuts and abrasions and will provide years of heavy duty use



30' 12/5 STW (600V) Molded Quad Box Stringer



Our Booth Stringers with Molded Quad Boxes and Connectors are a cost-effective alternative to the standard booth stringers available in the market today. These stringers distribute three (3) 20A-125 Volt (NEMA 5-20R) boxes along the back wall of standard 10' by 10' exhibition booths for a total of 12 outlets. One stringer provides power for up to a maximum of six back-to-back tradeshow booths. Our molded on

quad boxes are virtually indestructible and crush-proof. Just like our molded connectors, these molded boxes will not pull away from the cord body.



indoor
extension cord
for
temporary power
solutions

DOG HOUSES



The standard ProPack™ Dog-House is designed to provide three (3) separate, 20A-120V (NEMA 5-20R) circuits in a confined space. These Dog-Houses are ideal for use at tradeshows, events, concerts, and wherever compact indoor multi-outlet power sources are required.

- Our ProPack™ Dog-House has a built-in 18 inch twist lock power supply cord, making the need for a dog bone adapter unnecessary.
- Our heavy duty molded male (NEMA L21-20P) 20A-125V twist-lock plug will not pull away from the cord body like mechanically applied ends do

- These Dog-Houses utilize low profile boxes with specially designed strain reliefs to prevent the cable from pulling off
- These Boxes are manufactured from high-impact Tarflon™ polycarbonate that withstands shock, cracks and breakage typically seen at rough tradeshow environments
- Our Dog-House box has three (3), phase color coded (Red, Blue, Black), heavy duty 20-amp duplex receptacles (NEMA 5-20R) for a total of six (6) outlets per box
- The Red, Blue and Black phase coding makes it easy for electricians to detect which breaker has been tripped

Available configurations:

A pass through version (male power supply cord on one end and female power supply cord on the other end) can be made by special request



**L21-30 10/5 Flat Festoon Cable Dog house
Is available with (3) 20 amp Mini Breakers.**



indoor

extension cord

for

temporary power

solutions

f l a t

EXTENSION CORDS

We are able to offer your standard Flat Cords in your own Custom Connector Color



**CUSTOM
PRINT
AVAILABLE**



- 15ft.** 14/3 SPT-3 gray ext cord w/5-15P orange & lighted 5-15C connector
- 25ft.** 14/3 SPT-3 gray ext cord w/5-15P teal & lighted 5-15C connector
- 50ft.** 14/3 SPT-3 gray ext cord w/5-15P red & lighted 5-15C connector
- 75ft.** 14/3 SPT-3 gray ext cord w/5-15P white & lighted 5-15C connector
- 100ft.** 14/3 SPT-3 gray ext cord w/5-15P blue & lighted 5-15C connector
(Also available in 12/3)



Flex Wall Cords (OUR 30MM CORD)

- 15ft.** 14/3 SPT-3 black 30MM ext cord w/right angle connector & orange ends
- 25ft.** 14/3 SPT-3 black 30MM ext cord w/right angle connector & teal ends
- 50ft.** 14/3 SPT-3 black 30MM ext cord w/right angle connector & red ends

indoor
extension cord
for
temporary power
solutions

r o u n d EXTENSION CORDS

Also Available are the standard 14/3 and 12/3 SJTW Round Black Extension Cords with Black Ends



PART NUMBER	DESCRIPTION
D16528015	15' 14/3 SJTW Pro Classic Ext Cord (Black)
D16528025	25' 14/3 SJTW Pro Classic Ext Cord (Black)
D16528050	50' 14/3 SJTW Pro Classic Ext cord (Black)
D16528100	100' 14/3 SJTW Pro Classic Ext Cord (Black)

PART NUMBER	DESCRIPTION
D16624005	5' 12/3 SJTW Pro Classic Ext Cord (Black)
D16624010	10' 12/3 SJTW Pro Classic Ext Cord (Black)
D16624015	15' 12/3 SJTW Pro Classic Ext Cord (Black)
D16624025	25' 12/3 SJTW Pro Classic Ext Cord (Black)
D16624050	50' 12/3 SJTW Pro Classic Ext Cord (Black)
D16624100	100' 12/3 SJTW Pro Classic Ext Cord (Black)

PART NUMBER	DESCRIPTION
D15623010	10' 12/3 SJTW Pro Classic Triple Tap Ext cord (Black)
D15623025	25' 12/3 SJTW Pro Classic Triple Tap Ext Cord (Black)
D15623050	50' 12/3 SJTW Pro Classic Triple Tap Ext Cord (Black)
D15623100	100' 12/3 SJTW Pro Classic Triple Tap Ext Cord (Black)



indoor
extension cord
for
temporary power
solutions

multi-outlet EXTENSION CORDS QUAD BOXES + ADAPTERS

We offer a wide variety of Multi-Outlet Extension Cords Quad Boxes and Adapters. These can be all molded or a combination of Poly Carbonate and mechanical ends to suit your needs.



All Types of Motor Plugs and Tails

- D19006725** L21-30 Plug to a Molded 15/20 Amp Dog House
- D19006724** L21-20 Plug to a Molded 15/20 Amp Dog House
- D19005771** 6' 12/3 SJT with a Molded Quad 15/20 Amp Connectors



Multi-Outlet Extension Cords

- D19006339** 30' 14/3 SJT Black (Skinny Jacket) Multi-Outlet with one 15 Amp connector every 6 feet
- D19006340** 50' 14/3 SJT Black (Skinny Jacket) Multi-Outlet with one 15 Amp connector every 6 feet
- D19006738** 30' 12/3 SJT Black (Skinny Jacket) Multi-Outlet with a 15/20 Amp duplex every 6 feet
- D12422050** 50' 12/3 STW Black (600 Volt Jacket) Multi-Outlet with one 15 Amp connector every 10 feet
(Available in White and Yellow as well)



Adapters

- D10100004** Tri Tap Block Adapter
 - D10101001** 90 Degree Tri Tap Adapter
- Many other adapters custom made for your needs. Please contact us for more information.*

indoor
plugs &
connectors for
temporary power
solutions

INDUSTRY PLUGS + CONNECTORS

We offer and stock the complete line of Leviton, Cooper, Crouse Hinds, Appleton and Hubbell. Please send us your requirements on your specific needs, for Cam-Locks, Twist-locks, Pin & Sleeve and Straight Blade configurations.

We manufacture and stock the plugs listed below for immediate shipment. These will mate with the Woodhead and Veam Product line. We offer a reversible cord grip on these convention products to accept both flat and round power cord.



GPS J560 Series 60-Amp 480-Volt Plugs & Connectors

PART NUMBER	DESCRIPTION
-------------	-------------

J560PFGP	GPS 60-Amp Male Pin & Sleeve Cord Cap
----------	---------------------------------------



J560CFGP	GPS 60-Amp Female Pin & Sleeve Cord Body
----------	--

J560BGP	GPS 60-Amp Male Pin & Sleeve Panel Mount Inlet
---------	--



J560RGP	GPS 60-Amp Female Pin & Sleeve Panel Mount Outlet
---------	---

GPS 100-Amp 480-Volt Connectors (Veam Equivalent)

PART NUMBER	DESCRIPTION
-------------	-------------

J5100PFGP	100-Amp Male Cord Cap
-----------	-----------------------



J5100BGP	100-Amp Male Panel Mount
----------	--------------------------

J5100RGP	100-Amp Female Panel Mount
----------	----------------------------



J5100CFGP	100-Amp Female Cord Connector
-----------	-------------------------------

indoor
power strips
& surge
protectors for
temporary power
solutions

POWER STRIPS + SURGE PROTECTORS

We offer the industries best most user friendly Power Strips and Surge Protectors. All connectors are turned at a right angle to provide the optional use of all of our Power Strip and Surge Protector line.



POWER STRIPS

PART NUMBER	DESCRIPTION
D155200BK	6-Outlet Power Strip with 3' Cord (Black)
D155200WT	6-Outlet Power Strip with 3' Cord (White)
D19003872	6-Outlet Power Strip with 6' Cord (Black)
D19003874	6-Outlet Power Strip with 6' Cord (White)



**CUSTOM LOGO
PRINT AVAILABLE**



SURGE PROTECTORS

PART NUMBER	DESCRIPTION
D155300BK-3	6-Outlet Surge Strip 500J with 3' Cord (Black)
D155300WT-3	6-Outlet Surge Strip 500J with 3' Cord (White)
D19007323	4-Outlet UFO Surge Strip 1800J 2x2USB Port Total 4.2A with 8' Cord



indoor
power strips
& surge
protectors for
temporary power
solutions

4_{FT} METAL POWER STRIP

with usb charging ports



METAL POWER STRIP

PART NUMBER DESCRIPTION

4FTLINAPS	4ft Metal Power Strip with 4ft 14/3 SJT 5-15P PS Cord, (8) 5-15R Outlets (4) USB Outlets, (2) 4in Swivel Stabilizers & 5-15R Outlet on End (Pass Thru)
------------------	--





Black Widow Temporary Power Distribution Box



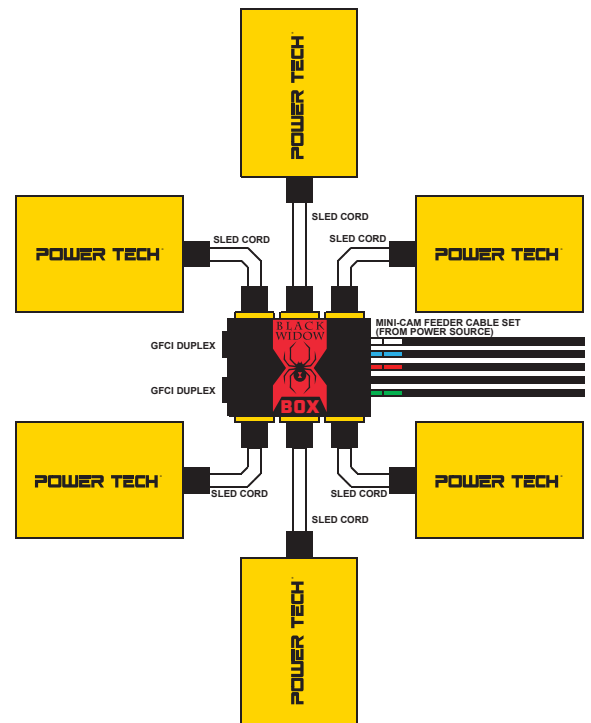
18 Circuit Panel
200 Amp



12 Circuit Panel
200 Amp

FEATURES

Our Black Widow Box is our most compact 50A distribution unit capable of feeding up to 18 Spider Boxes at a time. When connected to the generator or power pole via a set of 400A camlock inlets, the Black Widow feeds power through (6) 50A CS6369 outlets. As a result, each outlet has the capacity to power up to 3 sequentially linked spider boxes*. In addition, our Black Widow box can be custom made with other components to accommodate other applications.



Feeds 6
spider or scorpion
boxes

*We do not recommend daisy-chaining more than 3 spider boxes per outlet due to voltage and amperage drop. Tools and equipment are only capable of operating up to a 10% drop in power, which is the power output of approximately 3 spider boxes connected 100 feet apart.



Molded Festoon Flat Cable



15FT10FEST | 25FT10FEST | 30FT10FEST
35FT10FEST | 50FT10FEST | 60FT10FEST
65FT10FEST)

10/5 30A Convention Center Feeder Cables



L21-30P



L21-30C

FEATURES

Our Convention Center Feeder Cable is designed to deliver temporary power to stringers, doghouses and quad boxes from the main power panel during tradeshows and events.

This is the industry's only feeder cable with heavy duty molded on L21-30 twist lock plugs and connectors, making it ideal to handle the rigors encountered at convention centers, exhibit halls, and audio-visual applications. Our 10/5 Flat Festoon Feeder Cable has a low profile that minimizes trip hazards and makes it ideal for use under walls and returns.



Molded Festoon Flat Cable



15FT12FEST | 25FT12FEST | 30FT12FEST
35FT12FEST | 50FT12FEST | 60FT12FEST
65FT12FEST)


12/5 20A Convention Center Feeder Cables



FEATURES

Our Convention Center Feeder Cable is designed to deliver temporary power to stringers, doghouses and quad boxes from the main power panel during tradeshows and events.

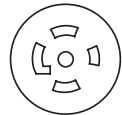
This is the industry's only feeder cable with heavy duty molded on L21-20 twist lock plugs and connectors, making it ideal to handle the rigors encountered at convention centers, exhibit halls, and audio-visual applications. Our 12/5 Flat Festoon Feeder Cable has a low profile that minimizes trip hazards and makes it ideal for use under walls and returns.



Molded Quad Box Stringer

(30FTSTRDCC)

30ft 10/5 STW (600V)



L21-30C



L21-30P

FEATURES

Our Booth Stringers with Molded Quad Boxes and Connectors are a cost-effective alternative to the standard booth stringers available in the market today. These stringers distribute three (3) **20A-125 Volt (NEMA 5-20R)** quad boxes along the back wall of standard **10' by 10' exhibition booths** for a total of **6 duplex outlets**. One stringer provides power for up to a maximum of six back-to-back tradeshow booths. Our molded quad boxes are virtually indestructible and crush-proof. Just like our molded connectors, these molded boxes will not pull away from the cord body.



< 7' >

< 10' >

< 10' >

< 3' >

BLACK


RED

BLUE

4x 5-20R

4x 5-20R

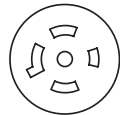
4x 5-20R



Molded Quad Box Stringer

(D19006338)

30ft 12/5 STW (600V)



L21-20C



L21-20P

FEATURES

Our Booth Stringers with Molded Quad Boxes and Connectors are a cost-effective alternative to the standard booth stringers available in the market today. These stringers distribute three (3) 20A-125 Volt (NEMA 5-20R) quad boxes along the back wall of standard 10' by 10' exhibition booths for a total of 6 duplex outlets. One stringer provides power for up to a maximum of six back-to-back tradeshow booths. Our molded quad boxes are virtually indestructible and crush-proof. Just like our molded connectors, these molded boxes will not pull away from the cord body.



Type "W" Camlock Extension Cords (2,000V) with 400A Camlocks



FEATURES

Our Type W Camlock Extension Cords supply high voltage, high amperage temporary power from portable power generators to power distribution panels. They are also used to draw power directly from the grid, supply power to and from distribution panels, and for shore power applications. These premium hard service Type "W" single conductor cables with 400A Camlock connectors are used when double insulated power generation cable is required. These cables are reinforced with an open polyester braid separating the insulation and jacket. This type of construction offers superior mechanical strength, durability and flexibility when compared to standard Stage Lighting Cable.

- Ideal for use on sites where heavy equipment is used (motorized equipment, cranes, lifts, conveyors etc.)
- 2000 Volt MSHA Rated Type W Cable
- Premium reinforced vulcanized CPE (Chlorinated Polyethylene) outer rubber jacket
- Tough & flexible EPR (Ethylene Propylene Rubber) inner insulation
- Cable suitable for continuous submersion in water
- Available sizes: 1/O, 2/O, and 4/O (smaller cable will use lesser rated amperage camlocks)
- UL, cUL & CSA listed cables and camlocks
- Banding available upon request





Stage Lighting Camlock Extension Cords (600V) with 400A Camlocks



FEATURES

Our Stage Lighting Camlock Extension Cords deliver temporary power from portable power generators to power distribution panels. They also supply power from distribution panels to breakout boxes where individual equipment and tools are plugged into. Used primarily in the entertainment industry, these are the most widely and commonly used generator power distribution cables for studio set lighting, audio-visual, tradeshow, special events, convention centers, fairgrounds, and other non-mining or light duty industrial applications.

- Suitable for use in general power distribution applications where high voltage or double-insulation isn't a requirement
- 600 Volt abrasion resistant all-weather jacket withstands severe environmental conditions
- Premium vulcanized CPE (Chlorinated Polyethylene) rubber jacket
- Single conductor fully annealed stranded bare copper for excellent flexibility
- Available sizes: 1/O, 2/O, and 4/O (smaller cable will use lesser amperage camlocks)
- Cables are MSHA, UL & CSA listed
- Banding available upon request



Temporary Power Extension Cords

D19004168-50' | D19004167-100'

50A 6/4 SOOW with CS6364 & CS6365 Ends




FEATURES

Our heavy duty 50A 6/4 SOOW Temporary Power Extension Cords are used with “spider boxes” or “temp power boxes” to provide power from a temporary power pole or generator to any jobsite location. They are also used to string or daisy-chain multiple spider boxes when needed. Spider Boxes have various outlets including 20A, 30A and 50A that provide electrical outlets for most portable power tools and lighting equipment.



GPS Transformer Power Carts



FEATURES

Our GPS Transformer Power Carts act as the main link between your power source and power distribution, eliminating the need for extra generators and/or power cabling. Our power carts can be customized with various inlets and outlets to fit any job requirement. GPS carts can be built as a step-up or step-down transformers with primary and secondary power distribution. We use only premium components to accommodate various applications and to ensure reliable portable power. Our streamlined design allows these carts to fit through standard “3-O” doors (3 feet or 36 inches), for maximum portability and ease of transfer. Equipped with heavy-duty swivel casters, our carts can be moved easily through various surfaces at the jobsite.

- Available in 15 to 300 kVA transformer configurations
- Built for easy fork-lift usage
- NEMA 3R weatherproof enclosure for outdoor applications
- Powder coated enclosures, frames and stands for durability and corrosion resistance
- Built with UL Listed components



In-Line Breaker Box

(GP10280)

L21-30P To L21-20C Adapter with In-line Polycarbonate 3x20A Breaker Box

L21-20C



L21-30P



BREAKERS




FEATURES

- A simple & easy way to add breaker protection to any project
- In-line plug & play breaker box protects against overloading cable & equipment
- Can be used to adapt from higher to lower amperages easily and safely
- Available with single-pole, 2-pole and 3-pole breakers for many different applications
- Can be utilized in 3-wire, 4-wire and 5-wire applications
- Also available in weatherproof versions



5-Channel Guard Dog[®] Cable Protectors for 1.325"

(3FTGD5X1250B)



FEATURES

- Protects cables and hoses up to 1.325" outside dia.
- Dog Bone[®] connectors to extend to any desired length
- Reinforced hinged lid for easy cable placement
- All-weather polyurethane construction
- Patented 5-bar tread surface for maximum traction for both vehicles and pedestrians
- Includes four through-holes for temporary mounting
- Ideal for use in amusement parks, entertainment venues, sporting events, and most public, commercial, industrial, construction, and utility applications
- Personalize cable protectors with your logo or colors

Quantity Included	Load Capacity Per Axle	Load Capacity Per Tire	Length (Inches)	Width (Inches)	Height (Inches)
-------------------	------------------------	------------------------	-----------------	----------------	-----------------

1	21000 lbs	10500 lbs	36	19.75	1.875
---	-----------	-----------	----	-------	-------


Max Cable Outside Diameter (Inches)	Number of Channels	Connector Type	Channel Width (Inches)
-------------------------------------	--------------------	----------------	------------------------

1.325	5	Dog Bone	1.339
-------	---	----------	-------



ADA 5-Channel Guard Dog[®] Cable Protectors for 1.325"

(18INGD5X125ADA)



FEATURES

- Protects cables and hoses up to 1.325" outside dia.
- Dog Bone[®] connectors to extend to any desired length
- Reinforced hinged lid for easy cable placement
- All-weather polyurethane construction
- Patented 5-bar tread surface for maximum traction for both vehicles and pedestrians
- Interconnects with standard 5 channel Dog Bone[®] connector models
- Ideal for use in amusement parks, entertainment venues, sporting events, and most public, commercial, industrial, construction, and utility applications
- Personalize cable protectors with your logo or colors

Quantity Included	Load Capacity Per Axle	Load Capacity Per Tire	Length (Inches)	Width (Inches)	Height (Inches)
-------------------	------------------------	------------------------	-----------------	----------------	-----------------

1	21000 lbs	10500 lbs	18	50	1.875
---	-----------	-----------	----	----	-------

Max Cable Outside Diameter (Inches)	Number of Channels	Connector Type	Channel Width (Inches)
-------------------------------------	--------------------	----------------	------------------------

1.325	5	Dog Bone	1.339
-------	---	----------	-------